


TPL SOLAR MODULE MONO PERC HALF-CELL

TPL M-144HC Series 530W-560W



EU Brand & Warranty



High Efficiency

High module conversion efficiency (up to 21.67%), through innovative manufacturing technology.



Low-Light Performance

Advanced glass and solar cell surface texturing allow for excellent performance in low-light environments



Severe Weather Resilience

Certified to withstand : wind Load (2400 Pascal) And Snow Load (5400 Pascal)



MBB Busbar Solar Cell

MBB busbar solar cell adopts new technology to improve the efficiency of modules , offers a better aesthetic appearance.



Superior Quality Control

Full automatic production line
ISO9001:2008 quality management system
100% three times EL and appearance inspection



Plus tolerance

0-+5W positive power tolerance guarantees the highest system efficiency and yield stability



Performance Guarantee

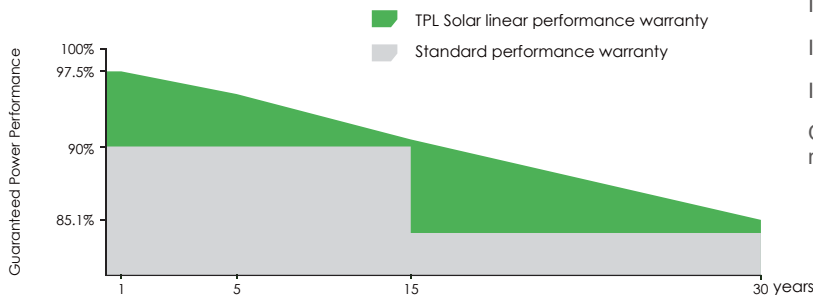
With the linear performance guarantee of 30 years and a product warranty of 25 years, TPL Solar guarantees highest investment security and warranty claims.



Certificates

TPL Solar modules are CE and TUV certified. Meet Australia CEC standard and on CEC list. Fire safety Class C

Performance Assurance



IEC 61215, IEC 61730

ISO 9001: 2015 Quality management systems

ISO 14001: 2015 Environmental management systems

OHSAS 18001: 2007 Occupational health and safety management systems



**TPL ENERGY CO., LIMITED
(TPL SOLAR)**

E Mail: sales@tplsolar.com

Web: www.tplsolar.com



TECHNICAL DATA

MONO PERC HALF-CELL

TPL M-144HC Series 530W-560W

ELECTRICAL DATA

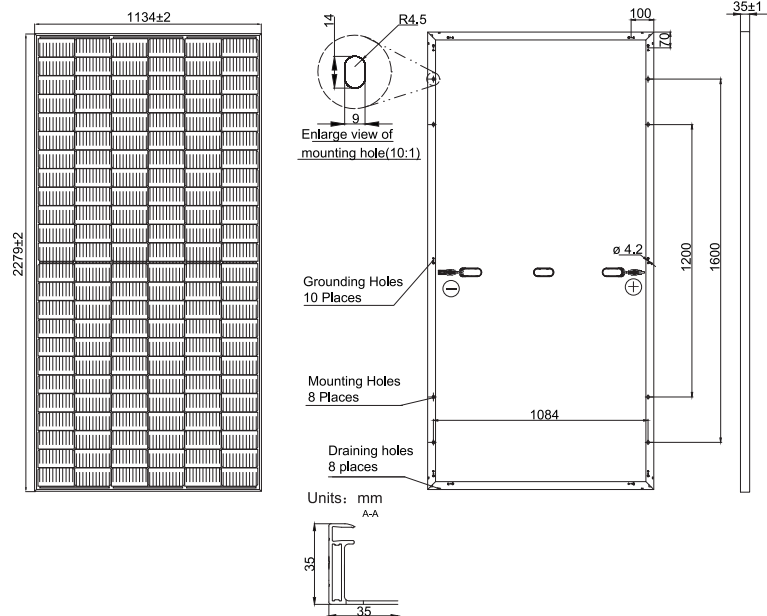
		TPL535M-144HC		TPL540M-144HC		TPL545M-144HC		TPL550M-144HC		TPL560M-144HC	
		STC	NOCT	STC	NOCT	STC	NOCT	STC	NOCT	STC	NOCT
Nominal power	Pm (Wp)	535Wp	405Wp	540Wp	408Wp	545Wp	412Wp	550Wp	416Wp	560Wp	424Wp
Voltage at max power	Vmp (V)	41.47V	38.8V	41.64V	39.0V	41.80V	39.2V	41.96V	39.5V	42.28V	40.1V
Current at max power	Imp (A)	12.90A	10.5A	12.97A	10.5A	13.04A	10.6A	13.11A	10.6A	13.25A	10.6A
Open circuit voltage	Voc (V)	49.45V	46.3V	49.60V	46.4V	49.75V	46.6V	49.90V	46.7V	50.20V	46.9V
Short-circuit current	Isc (A)	13.79A	11.1A	13.86A	11.1A	13.93A	11.2A	14.01A	11.2A	14.15A	11.3A
Module efficiency	(%)	20.70%		20.90%		21.10%		21.30%		21.67%	
System Voltage	(V)	1500									
Temp. coefficient Voc	(%; °C)	-0.28									
Temp. coefficient Isc	(%; °C)	0.06									
Temp. coefficient Pm	(%; °C)	-0.36									
Operating temp.	(°C)	-40 to +85									
NOCT	(°C)	45±2									

The electrical data apply to standard test conditions (STC): Irradiance of 1000 W/m² with spectrum AM 1.5 and a cell temperature of 25°C.

TECHNICAL DATA

Junction box	3 bypass diodes, IP68
Wire cross section (Ø, mm ²)	4.0
Cable length (mm)	Anode 290mm Cathode 145mm
Connector type	QC 4.10-35
Dimensions (L x W x H, mm)	2279 x 1134 x 35
Weight (kg)	28.6
Cell dimensions (mm)	182 x 182
No of cells / assembly	144 / 6x24
Type of cells	Mono-PERC
Hail resistance	Max. Ø 28 mm at 23 m/s
Wind load	2400Pa / 244kg / m ²
Mechanical load	5400Pa / 550kg / m ²

DIMENSIONS



I-V CURVE

